

# Commerce National Bank & Trust

Winter Park, Florida

Established

2/3/2003

## Florida Bank and Thrift Performance Report

### Table of Contents

<u>Title</u>	<u>Page</u>
PEER GROUP POSITION	1
EXECUTIVE SUMMARY	2
SELECTED FINANCIAL DATA	3
SECURITIES COMPOSITION	4
LOAN PORTFOLIO COMPOSITION	5
LOAN PORTFOLIO QUALITY	6
DEPOSIT BASE COMPOSITION	7
INTEREST INCOME COMPOSITION	8
INTEREST EXPENSE COMPOSITION	9
NONINTEREST INCOME COMPOSITION	10
NONINTEREST EXPENSE COMPOSITION	11
PEER GROUP COMPARISON	12-24

### **FLORIDA BANKING TEAM**

*David Ajvazi, Jessica Baker, Robert Brink, Amanda Charnley, Jessica Cummings  
Damion Dias, Chelsea Bess, Ed Hacker, Ted Hacker, Renato Hidalgo  
Geoffrey Higgins, Erica Hines, Mariana Abuaita, Steve Kania, Jonathan Smith  
Shane Meteiver, Carson Moss, Peter Nayman, Nick Newton, Dennis Paleveda  
Lynda Saint Joas, Patrick Smith, Tom Smith, Michael Squitieri  
Michael Wells, Sacha Widmaier, Jake Jerrett, Steven Levy, Rafael Zambrano  
Justin Chakkala, Van Hoang, Faith Burdell, Martin Akerman, Andrew Joyce  
Sandra Tapia, Erico Silva*

***Information contained herein was obtained from SNL is believed to be reliable  
however, accuracy is not guaranteed and all peer and state averages are simple averages.***

## PEER GROUP POSITION

For the  
Central Florida Group

For the three months ended  
March 31, 2015

Institution Name	Total Assets (\$000')
Citizens First Bank	1,803,610
CNLBank	1,364,972
Seaside National Bank & Trust	1,124,029
Axiom Bank	664,935
United Southern Bank	429,560
First Green Bank	334,811
Reunion Bank of Florida	272,167
Florida Bank of Commerce	270,923
Citizens Bank of Florida	237,478
First National Bank of Mount Dora	207,177
First Colony Bank of Florida	171,720
Independent Bankers' Bank of Florida	143,213
Commerce National Bank & Trust	76,429

Institution Name	Return on Avg. Assets (%)
Commerce National Bank & Trust	1.64
First Colony Bank of Florida	1.46
Citizens First Bank	0.95
First National Bank of Mount Dora	0.93
Florida Bank of Commerce	0.77
Reunion Bank of Florida	0.72
CNLBank	0.69
First Green Bank	0.69
United Southern Bank	0.62
Axiom Bank	0.55
Seaside National Bank & Trust	0.45
Citizens Bank of Florida	0.37
Independent Bankers' Bank of Florida	(0.06)

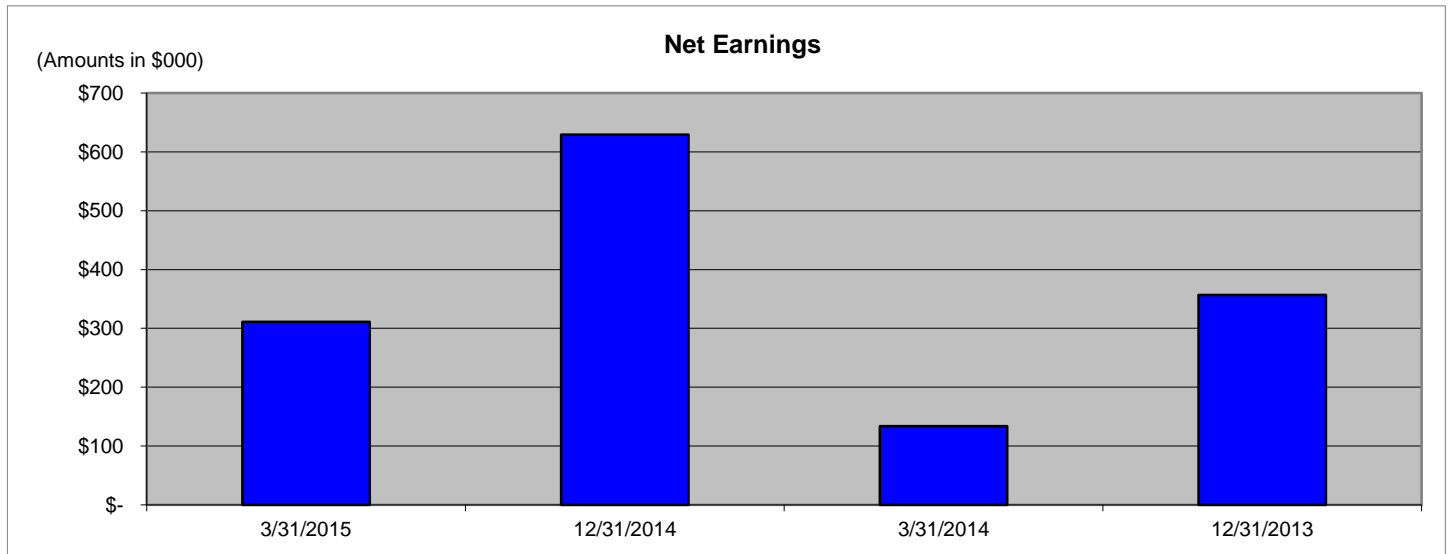
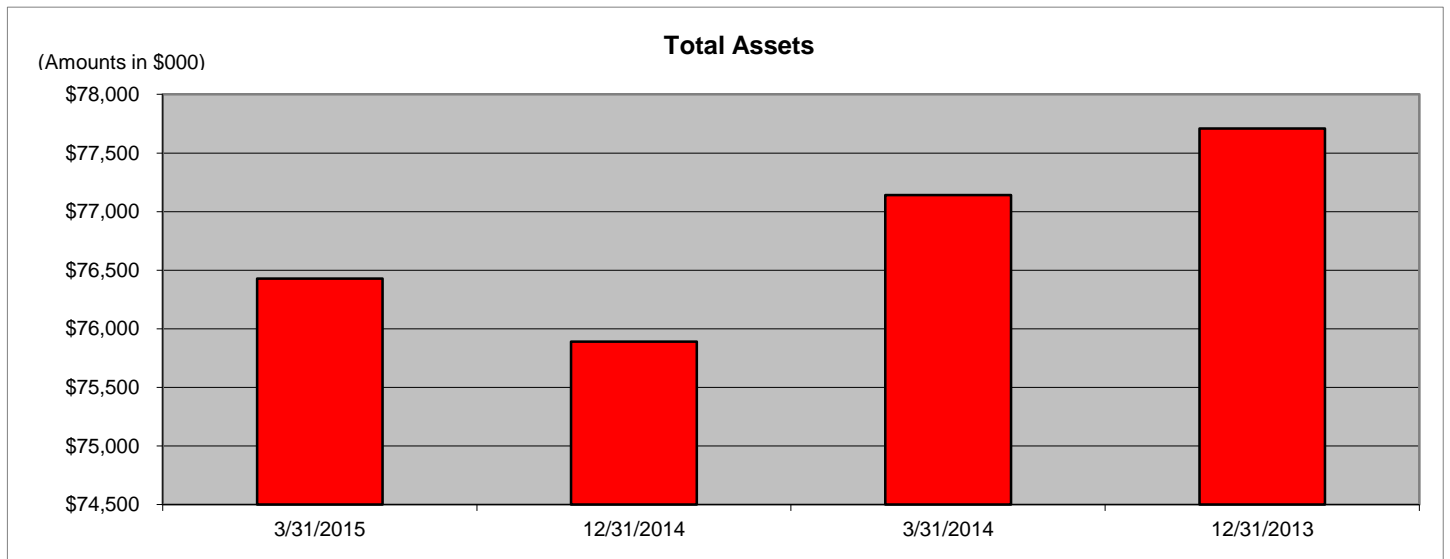
**EXECUTIVE SUMMARY - Commerce National Bank & Trust  
(Percentage)**

<b>Period Ending:</b>	<b>3/31/2015</b>	<b>12/31/2014</b>	<b>3/31/2014</b>	<b>12/31/2013</b>	<b>State Avg.</b>	<b>Peer Avg.</b>
<b>CAPITAL RATIOS</b>						
Equity/Assets	11.81	11.33	10.29	9.93	12.57	10.35
Leverage Ratio	11.91	11.02	10.73	10.54	12.21	10.02
Tier 1 Cap/Risk Based Assets	14.73	15.33	14.69	14.02	23.14	14.86
Risk Based Ratio	16.02	16.62	15.99	15.31	24.28	16.06
<b>BALANCE SHEET RATIOS:</b>						
Loan/Deposit Ratio	102.99	103.21	91.03	90.05	76.31	78.19
Loans/Assets	83.60	83.10	77.78	77.35	61.92	65.33
Securities/Assets	12.62	12.96	10.64	10.80	19.25	20.78
<b>PROFITABILITY:</b>						
Return On Avg Assets	1.64	0.80	0.70	0.46	0.65	0.75
Return on Avg Equity	14.12	7.70	6.85	4.62	4.46	6.91
Nonint Income/Avg Assets	4.08	3.42	3.41	3.42	2.03	1.01
Overhead Ratio	2.59	3.13	3.21	3.41	2.34	2.25
Efficiency Ratio	84.27	92.31	93.78	97.10	83.34	77.24
Assets per Employee (per million)	2.64	2.62	2.66	2.59	5.56	5.72
<b>ASSET QUALITY:</b>						
Reserves/Loans	3.98	4.18	4.71	4.62	1.72	2.25
Nonper Loans/Loans	4.50	4.34	6.10	7.99	3.65	4.68
NPA Excluding Restructured Loans/ Total Assets	3.27	3.69	3.72	6.01	2.10	1.96
Nonper Assets/Assets	5.32	5.96	6.02	7.58	3.22	2.92
<b>YIELDS &amp; COSTS:</b>						
Yield on earning assets	4.44	4.31	4.30	4.28	3.94	3.85
Cost of funds	0.54	0.62	0.65	0.69	0.48	0.50
Net interest margin	3.95	3.74	3.70	3.64	3.48	3.36
Avg Earning Assets/ Avg Assets	97.25	98.12	98.67	99.26	91.35	93.26

**SELECTED FINANCIAL DATA - Commerce National Bank & Trust**  
(Dollars in Thousands)

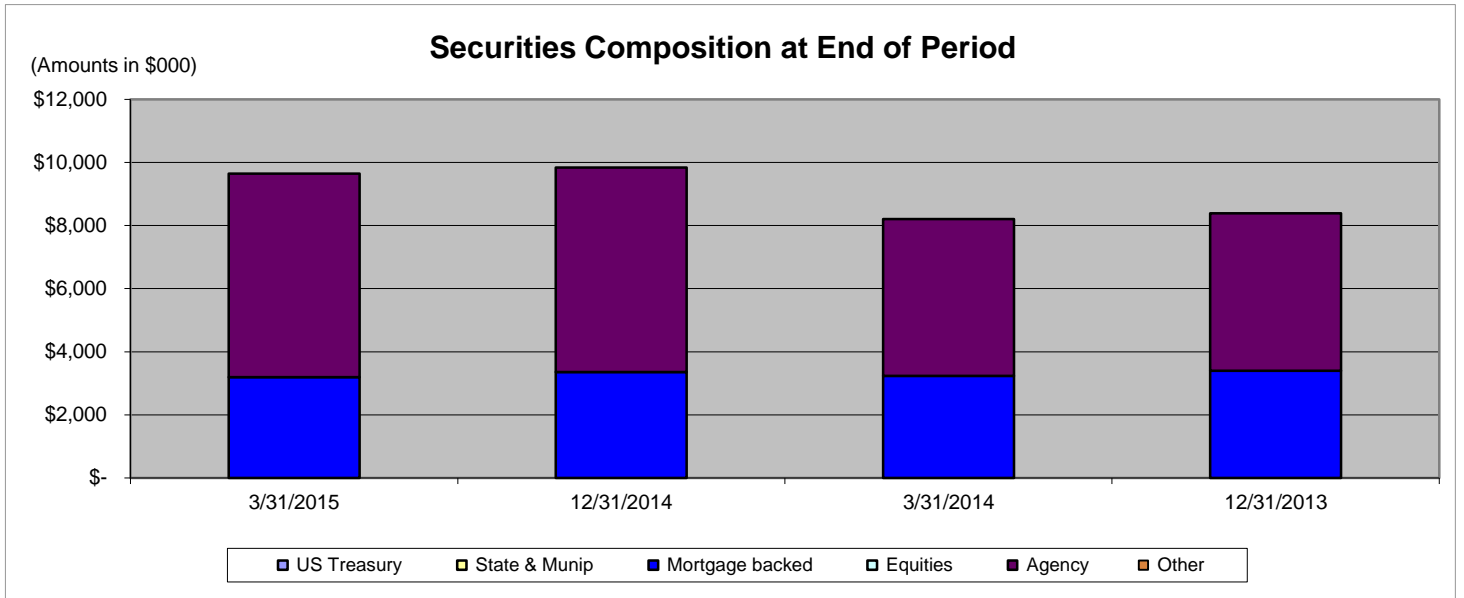
<b>As of:</b>	<b>3/31/2015</b>	<b>12/31/2014</b>	<b>3/31/2014</b>	<b>12/31/2013</b>	<b>\$ Change 12 MTHS</b>	<b>% Change 12 MTHS</b>
Total Assets	\$ 76,429	\$ 75,890	\$ 77,141	\$ 77,710	\$ (712)	(0.92)
Cash and Equivalents	2,884	2,516	9,397	9,554	(6,513)	(69.31)
Securities	9,642	9,838	8,204	8,393	1,438	17.53
Loans, net	61,348	60,426	57,176	57,331	4,172	7.30
Deposit Accounts	62,039	61,100	65,920	66,747	(3,881)	(5.89)
Fed Funds & Repos	-	-	-	-	-	NA
Total Equity	9,028	8,598	7,935	7,714	1,093	13.77

<b>Period Ending:</b>	<b>3/31/2015</b>	<b>12/31/2014</b>	<b>3/31/2014</b>	<b>12/31/2013</b>	<b>\$ Change 12 MTHS</b>	<b>% Change 12 MTHS</b>
Net Earnings	\$ 311	\$ 629	\$ 134	\$ 357	\$ 177	132.09
Interest Income	817	3,322	811	3,269	6	0.74
Interest Expense	90	436	113	490	(23)	(20.35)
Net Interest Income	727	2,886	698	2,779	29	4.15
Prov for Loan Loss	(75)	(200)	(50)	(200)	(25)	50.00
Non Interest Income	773	2,690	653	2,631	120	18.38
Gain on Sale of Securities	-	-	-	-	-	NA
Non Interest Expense	1,264	5,147	1,267	5,253	(3)	(0.24)
Net Operating Income	311	629	134	357	177	132.09
Income Taxes	-	-	-	-	-	NA



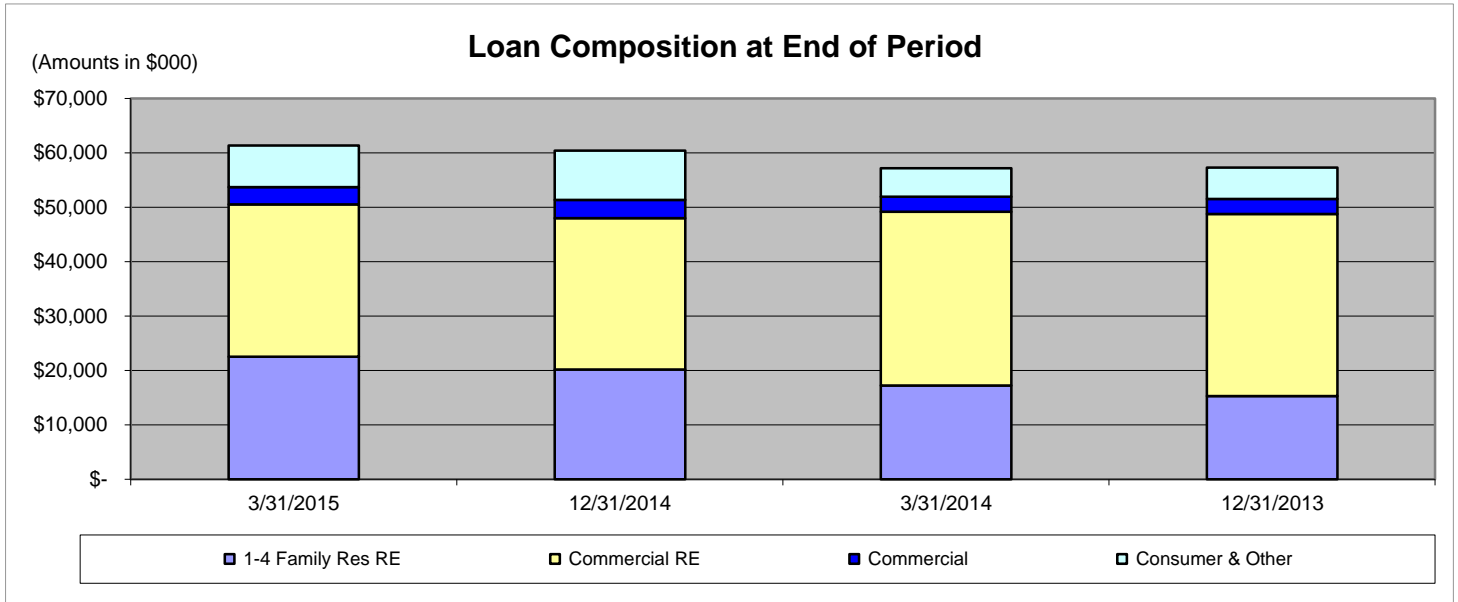
**SECURITIES COMPOSITION - Commerce National Bank & Trust**  
(Dollars in Thousands)

As of:	3/31/2015	12/31/2014	3/31/2014	12/31/2013	\$ Change 12 MTHS	% Change 12 MTHS
<b>SECURITIES CATEGORY:</b>						
US Treasury	\$ -	\$ -	\$ -	\$ -	\$ -	NA
State & Munip	-	-	-	-	-	NA
Mortgage backed	3,193	3,360	3,237	3,396	(44)	(1.36)
Equities	-	-	-	-	-	NA
Agency	6,449	6,478	4,967	4,997	1,482	29.84
Other	-	-	-	-	-	NA
<b>Total Securities</b>	<b>\$ 9,642</b>	<b>\$ 9,838</b>	<b>\$ 8,204</b>	<b>\$ 8,393</b>	<b>\$ 1,438</b>	<b>17.53</b>



**LOAN PORTFOLIO COMPOSITION - Commerce National Bank & Trust**  
(Dollars in Thousands)

As of:	3/31/2015	12/31/2014	3/31/2014	12/31/2013	\$ Change 12 MTHS	% Change 12 MTHS
<b>LOAN CATEGORY:</b>						
1-4 Family Res RE	\$ 22,498	\$ 20,147	\$ 17,209	\$ 15,292	\$ 5,289	30.73
Commercial RE	28,064	27,889	31,988	33,463	(3,924)	(12.27)
Commercial	3,177	3,305	2,771	2,810	406	14.65
Consumer & Other	7,609	9,085	5,208	5,766	2,401	46.10
<b>Loans, Net</b>	<b>\$ 61,348</b>	<b>\$ 60,426</b>	<b>\$ 57,176</b>	<b>\$ 57,331</b>	<b>\$ 4,172</b>	<b>7.30</b>



**LOAN PORTFOLIO QUALITY - Commerce National Bank & Trust**  
(Dollars in Thousands)

<b>As of:</b>	<b>3/31/2015</b>	<b>12/31/2014</b>	<b>3/31/2014</b>	<b>12/31/2013</b>	<b>\$ Change 12 MTHS</b>	<b>% Change 12 MTHS</b>
---------------	------------------	-------------------	------------------	-------------------	------------------------------	-----------------------------

**LOAN LOSS RESERVE ACTIVITY:**

Beginning Balance	\$ 2,637	\$ 2,778	\$ 2,778	\$ 3,124	\$ (141)	(5.08)
Total Recoveries	33	127	100	283	(67)	(67.00)
Total Charge-offs	51	68	-	429	51	NA
Provision Expense	(75)	(200)	(50)	(200)	(25)	50.00
Writedown transfer Loans HFS	-	-	-	-	-	NA
Adjustments	-	-	-	-	-	NA
Ending Balance	<u>\$ 2,544</u>	<u>\$ 2,637</u>	<u>\$ 2,828</u>	<u>\$ 2,778</u>	<u>\$ (284)</u>	<u>(10.04)</u>

**NON-PERFORMING ASSETS:**

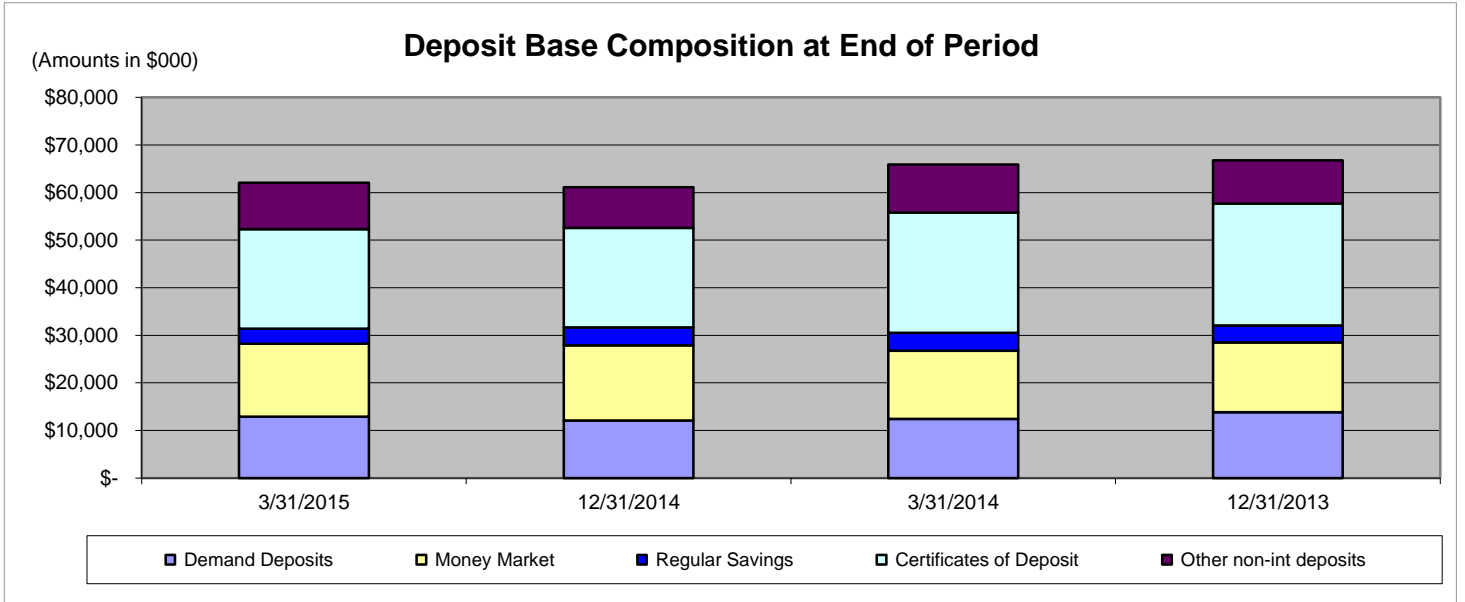
Total-90+ Days Past Due	\$ -	\$ -	\$ -	\$ -	\$ -	NA
Total-NonAccrual	1,309	1,007	1,886	3,580	(577)	(30.59)
Foreclosed Real Estate	1,192	1,791	982	1,088	210	21.38
<b>Total non-perf. Assets</b>	<u>\$ 2,501</u>	<u>\$ 2,798</u>	<u>\$ 2,868</u>	<u>\$ 4,668</u>	<u>\$ (367)</u>	<u>(12.80)</u>

**DEPOSIT BASE COMPOSITION - Commerce National Bank & Trust**  
(Dollars in Thousands)

As of:	3/31/2015	12/31/2014	3/31/2014	12/31/2013	\$ Change 12 MTHS	% Change 12 MTHS
--------	-----------	------------	-----------	------------	----------------------	---------------------

**DEPOSIT BASE CATEGORY:**

Demand Deposits	\$ 12,874	\$ 12,063	\$ 12,436	\$ 13,832	\$ 438	3.52
Money Market	15,344	15,850	14,324	14,650	1,020	7.12
Regular Savings	3,142	3,720	3,753	3,582	(611)	(16.28)
Certificates of Deposit	20,946	20,963	25,270	25,636	(4,324)	(17.11)
Other non-int deposits	9,733	8,504	10,137	9,047	(404)	(3.99)
<b>Total Deposits</b>	<b>\$ 62,039</b>	<b>\$ 61,100</b>	<b>\$ 65,920</b>	<b>\$ 66,747</b>	<b>\$ (3,881)</b>	<b>(5.89)</b>



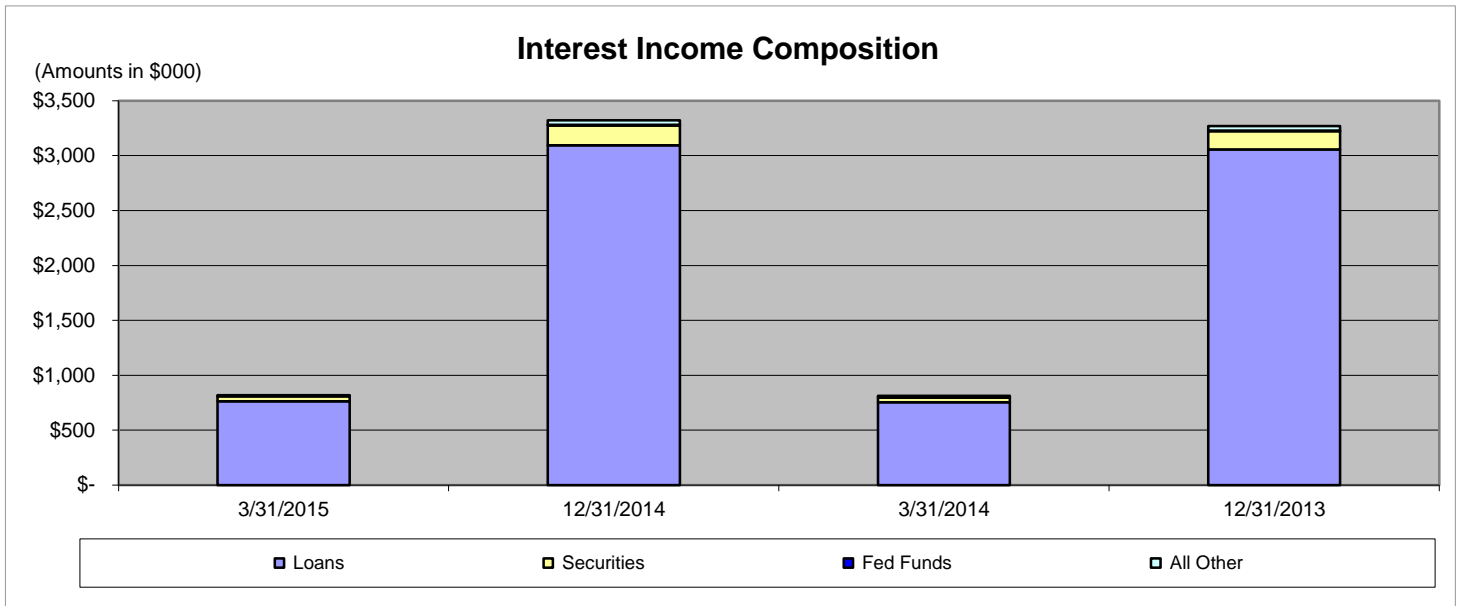


**INTEREST INCOME COMPOSITION - Commerce National Bank & Trust**  
(Dollars in Thousands)

As of:	3/31/2015	12/31/2014	3/31/2014	12/31/2013	\$ Change 12 MTHS	% Change 12 MTHS
--------	-----------	------------	-----------	------------	----------------------	---------------------

**INTEREST INCOME CATEGORY:**

Loans	\$ 763	\$ 3,093	\$ 753	\$ 3,057	\$ 10	1.33
Securities	46	183	46	167	-	-
Fed Funds	1	5	1	4	-	-
All Other	7	41	11	41	(4)	(36.36)
<b>Total Int Income</b>	<b>\$ 817</b>	<b>\$ 3,322</b>	<b>\$ 811</b>	<b>\$ 3,269</b>	<b>\$ 6</b>	<b>0.74</b>

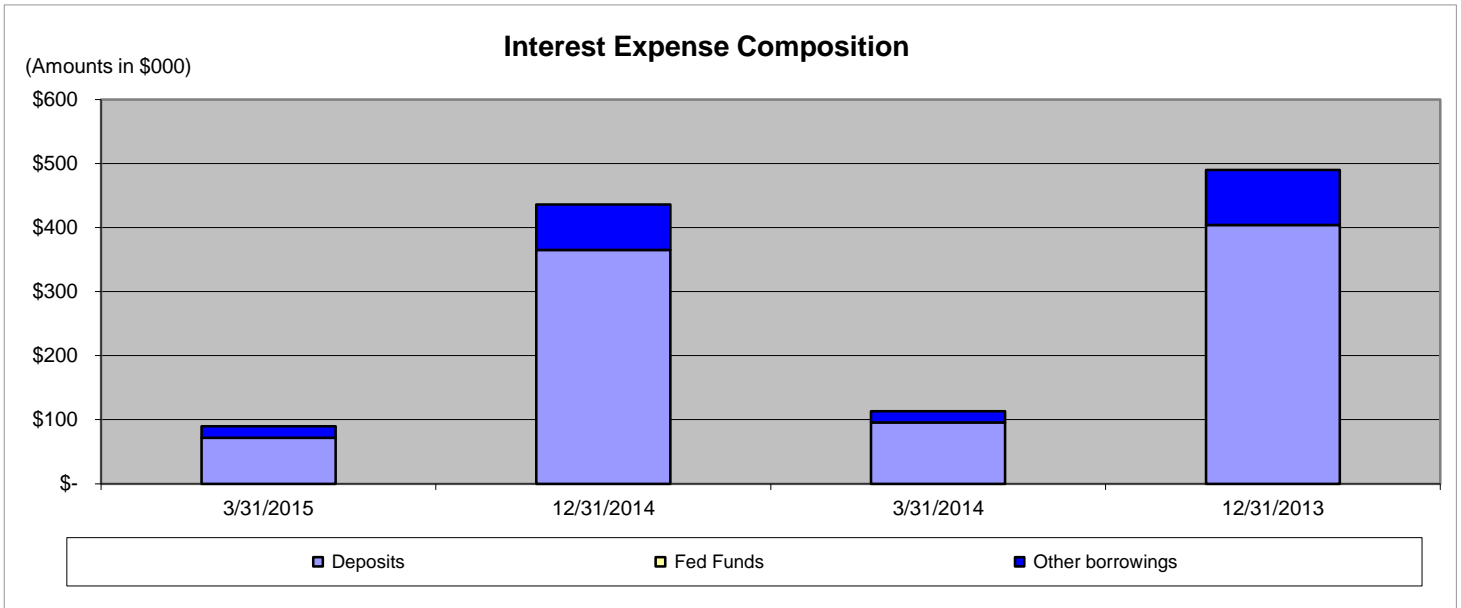


**INTEREST EXPENSE COMPOSITION - Commerce National Bank & Trust**  
(Dollars in Thousands)

Period Ending	3/31/2015	12/31/2014	3/31/2014	12/31/2013	\$ Change 12 MTHS	% Change 12 MTHS
---------------	-----------	------------	-----------	------------	----------------------	---------------------

**INTEREST EXPENSE CATEGORY:**

Deposits	\$ 72	\$ 365	\$ 96	\$ 404	\$ (24)	(25.00)
Fed Funds	-	-	-	-	-	NA
Other borrowings	18	71	17	86	1	5.88
<b>Total Int Expense</b>	<b>\$ 90</b>	<b>\$ 436</b>	<b>\$ 113</b>	<b>\$ 490</b>	<b>\$ (23)</b>	<b>(20.35)</b>

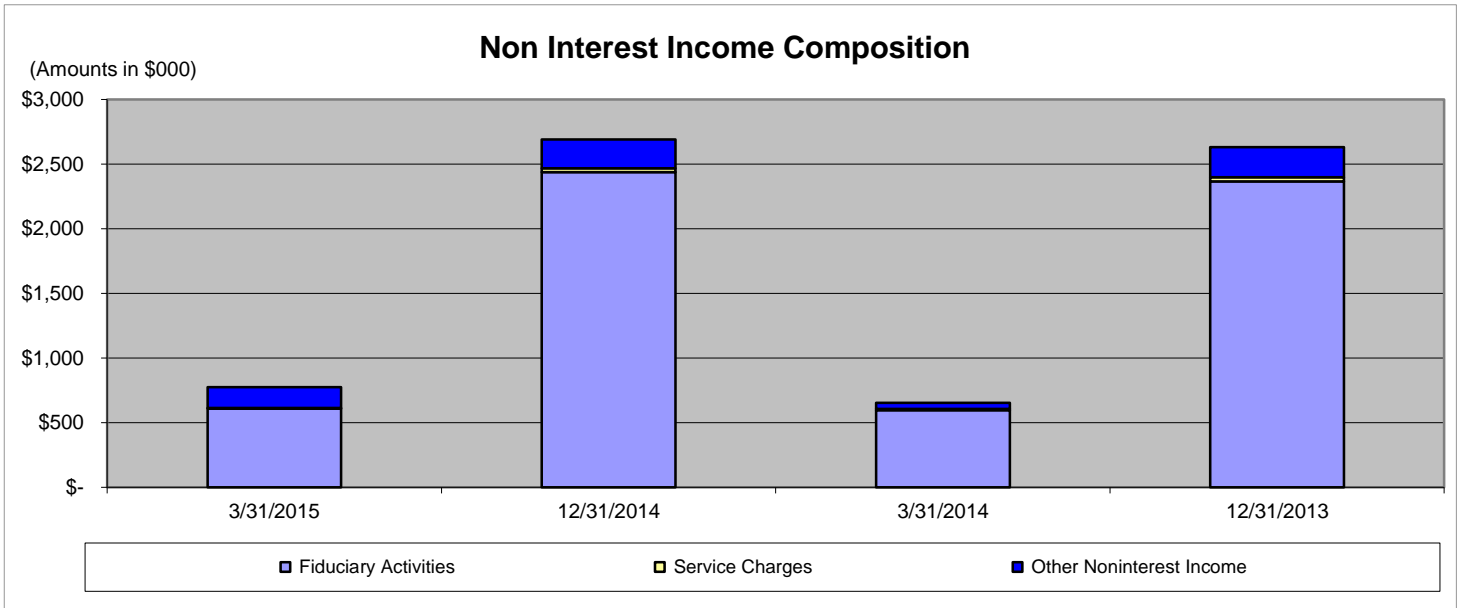


**NON INTEREST INCOME COMPOSITION - Commerce National Bank & Trust**  
(Dollars in Thousands)

Period Ending	3/31/2015	12/31/2014	3/31/2014	12/31/2013	\$ Change 12 MTHS	% Change 12 MTHS
---------------	-----------	------------	-----------	------------	----------------------	---------------------

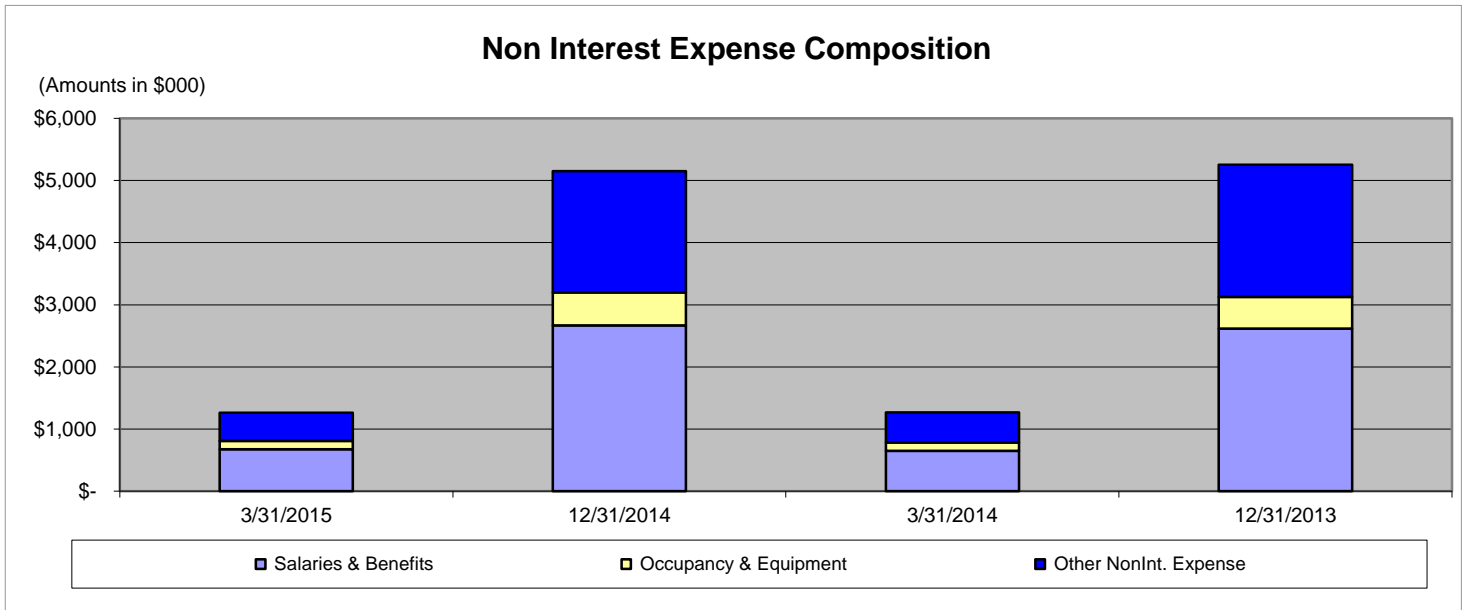
**NON INTEREST INCOME CATEGORY:**

Fiduciary Activities	\$ 608	\$ 2,437	\$ 596	\$ 2,366	\$ 12	2.01
Service Charges	6	31	9	31	(3)	(33.33)
Other Noninterest Income	159	222	48	234	111	231.25
<b>Total Nonint. Income</b>	<b>\$ 773</b>	<b>\$ 2,690</b>	<b>\$ 653</b>	<b>\$ 2,631</b>	<b>\$ 120</b>	<b>18.38</b>



**NON INTEREST EXPENSE COMPOSITION - Commerce National Bank & Trust**  
(Dollars in Thousands)

Period Ending	3/31/2015	12/31/2014	3/31/2014	12/31/2013	\$ Change 12 MTHS	% Change 12 MTHS
<b>NON INTEREST EXPENSE CATEGORY:</b>						
Salaries & Benefits	\$ 679	\$ 2,667	\$ 649	\$ 2,616	\$ 30	4.62
Occupancy & Equipment	130	534	135	508	(5)	(3.70)
Other NonInt. Expense	455	1,946	483	2,129	(28)	(5.80)
<b>Total NonInt. Expense</b>	<b>\$ 1,264</b>	<b>\$ 5,147</b>	<b>\$ 1,267</b>	<b>\$ 5,253</b>	<b>\$ (3)</b>	<b>(0.24)</b>



**PEER GROUP COMPARISONS REPORT**  
*Central Florida Group*

**BALANCE SHEET**

<b>Institution Name</b>	<b>Total Assets (\$000)</b>		<b>%Change in Assets</b>
	<b>This Year</b>	<b>Last Year</b>	
First Green Bank	334,811	261,779	<b>27.90</b>
Seaside National Bank & Trust	1,124,029	982,269	<b>14.43</b>
Reunion Bank of Florida	272,167	244,554	<b>11.29</b>
Citizens First Bank	1,803,610	1,645,079	<b>9.64</b>
Axiom Bank	664,935	614,567	<b>8.20</b>
CNLBank	1,364,972	1,272,046	<b>7.31</b>
United Southern Bank	429,560	407,073	<b>5.52</b>
First National Bank of Mount Dora	207,177	199,503	<b>3.85</b>
Citizens Bank of Florida	237,478	231,141	<b>2.74</b>
Florida Bank of Commerce	270,923	265,684	<b>1.97</b>
First Colony Bank of Florida	171,720	170,385	<b>0.78</b>
<b>Commerce National Bank &amp; Trust</b>	<b>76,429</b>	<b>77,141</b>	<b>(0.92)</b>
Independent Bankers' Bank of Florida	143,213	177,031	<b>(19.10)</b>

<b>Select Peer Average</b>	<b>546,233</b>	<b>503,712</b>	<b>5.66</b>
----------------------------	----------------	----------------	-------------

**PEER GROUP COMPARISONS REPORT**  
*Central Florida Group*

**BALANCE SHEET**

<b>Institution Name</b>	<b>Total Loans (\$000)</b>		<b>% Change in Loans</b>
	<b>This Year</b>	<b>Last Year</b>	
First Green Bank	277,524	211,632	31.14
Citizens Bank of Florida	159,329	126,661	25.79
Seaside National Bank & Trust	832,187	709,494	17.29
First Colony Bank of Florida	118,028	102,268	15.41
Reunion Bank of Florida	211,938	185,810	14.06
Florida Bank of Commerce	203,029	181,610	11.79
CNLBank	832,852	750,007	11.05
<b>Commerce National Bank &amp; Trust</b>	<b>63,891</b>	<b>60,004</b>	<b>6.48</b>
Axiom Bank	545,279	516,355	5.60
First National Bank of Mount Dora	110,641	111,186	(0.49)
Citizens First Bank	276,125	281,751	(2.00)
United Southern Bank	260,134	265,766	(2.12)
Independent Bankers' Bank of Florida	68,593	97,089	(29.35)

<b>Select Peer Average</b>	304,580.77	276,894.85	8.05
----------------------------	------------	------------	------

**PEER GROUP COMPARISONS REPORT**  
*Central Florida Group*

**BALANCE SHEET RATIOS**  
For the three months ended  
March 31, 2015

<b>Institution Name</b>	<b>Loans/Deposits</b>	<b>Gross Loans/ Assets</b>	<b>Securities/ Assets</b>
Axiom Bank	<b>109.76</b>	82.00	3.59
<b>Commerce National Bank &amp; Trust</b>	<b>102.99</b>	<b>83.60</b>	<b>12.62</b>
First Green Bank	<b>94.25</b>	82.89	7.34
Reunion Bank of Florida	<b>86.40</b>	77.87	10.33
Seaside National Bank & Trust	<b>85.57</b>	74.04	21.31
Florida Bank of Commerce	<b>85.37</b>	74.94	8.10
First Colony Bank of Florida	<b>77.59</b>	68.73	13.22
Citizens Bank of Florida	<b>76.02</b>	67.09	16.42
CNLBank	<b>74.44</b>	61.02	28.22
Independent Bankers' Bank of Florida	<b>74.01</b>	47.90	31.47
United Southern Bank	<b>67.78</b>	60.56	19.70
First National Bank of Mount Dora	<b>63.60</b>	53.40	34.48
Citizens First Bank	<b>18.72</b>	15.31	63.29

<b>Select Peer Average</b>	<b>78.19</b>	<b>65.33</b>	<b>20.78</b>
----------------------------	--------------	--------------	--------------

**PEER GROUP COMPARISONS REPORT**  
*Central Florida Group*

**ASSET QUALITY RATIOS**  
For the three months ended  
March 31, 2015

<b>Institution Name</b>	<b>Reserves/Loans</b>	<b>Nonper Loans/Loans</b>	<b>NPA Excluding Restructured Loans/ Total Assets (%)</b>	<b>Nonper Assets/Assets</b>
First Green Bank	1.29	0.26	-	<b>0.21</b>
Reunion Bank of Florida	1.01	0.48	0.36	<b>0.37</b>
Seaside National Bank & Trust	1.21	0.55	0.41	<b>0.42</b>
Florida Bank of Commerce	1.43	0.55	0.59	<b>0.59</b>
First Colony Bank of Florida	1.70	1.52	0.29	<b>1.04</b>
Citizens Bank of Florida	1.60	2.13	0.83	<b>1.94</b>
Citizens First Bank	3.59	11.95	0.36	<b>1.94</b>
CNLBank	1.66	4.08	0.68	<b>2.66</b>
United Southern Bank	2.56	5.61	2.65	<b>4.19</b>
Axiom Bank	2.02	5.19	0.96	<b>4.28</b>
<b>Commerce National Bank &amp; Trust</b>	<b>3.98</b>	<b>4.50</b>	<b>3.27</b>	<b>5.32</b>
First National Bank of Mount Dora	3.20	7.94	6.08	<b>6.12</b>
Independent Bankers' Bank of Florida	4.03	16.06	8.94	<b>8.94</b>

<b>Select Peer Average</b>	<b>2.25</b>	<b>4.68</b>	<b>1.96</b>	<b>2.92</b>
----------------------------	-------------	-------------	-------------	-------------



**PEER GROUP COMPARISONS REPORT**  
**Central Florida Group**

**CAPITAL RATIOS**  
**For the three months ended**  
**March 31, 2015**

Institution Name	Equity/ Assets	Leverage Ratio	Tier 1 Risk-based Ratio	Risk Based Capital Ratio
First National Bank of Mount Dora	14.74	<b>14.28</b>	21.63	22.64
Axiom Bank	13.81	<b>12.71</b>	24.11	25.38
Commerce National Bank & Trust	<b>11.81</b>	<b>11.91</b>	<b>14.73</b>	<b>16.02</b>
First Green Bank	11.59	<b>11.65</b>	12.86	14.05
First Colony Bank of Florida	11.31	<b>11.22</b>	14.88	16.13
Florida Bank of Commerce	11.01	<b>10.28</b>	12.52	13.77
United Southern Bank	9.83	<b>9.98</b>	15.09	16.36
Reunion Bank of Florida	9.68	<b>9.71</b>	11.21	12.12
Citizens Bank of Florida	9.23	<b>9.41</b>	11.98	13.23
Seaside National Bank & Trust	9.35	<b>8.99</b>	10.70	11.83
Citizens First Bank	8.55	<b>8.65</b>	25.86	27.12
CNLBank	8.99	<b>6.86</b>	9.46	10.71
Independent Bankers' Bank of Florida	4.68	<b>4.58</b>	8.15	9.43

<b>Select Peer Average</b>	10.35	10.02	14.86	16.06
----------------------------	-------	-------	-------	-------

**PEER GROUP COMPARISONS REPORT**  
*Central Florida Group*

**PROFITABILITY RATIOS**  
**For the three months ended**  
**March 31, 2015**

<b>Institution Name</b>	<b>Avg Total Assets (\$000)</b>	<b>Return on Avg Assets</b>	<b>Return on Avg Equity</b>
Commerce National Bank & Trust	75,700	1.64	14.12
First Colony Bank of Florida	170,736	1.46	13.09
Citizens First Bank	1,718,287	0.95	10.74
First National Bank of Mount Dora	204,881	0.93	6.34
Florida Bank of Commerce	254,987	0.77	6.67
Reunion Bank of Florida	269,330	0.72	7.39
CNLBank	1,332,976	0.69	7.60
First Green Bank	332,262	0.69	5.92
United Southern Bank	418,186	0.62	6.24
Axiom Bank	718,885	0.55	4.34
Seaside National Bank & Trust	1,108,679	0.45	4.82
Citizens Bank of Florida	233,945	0.37	3.97
Independent Bankers' Bank of Florida	150,988	(0.06)	(1.41)

<b>Select Peer Average</b>	537,680	0.75	6.91
----------------------------	---------	------	------

**PEER GROUP COMPARISONS REPORT**  
*Central Florida Group*

**PROFITABILITY RATIOS**  
**For the three months ended**  
**March 31, 2015**

<b>Institution Name</b>	<b>Noninterest Income/Avg Assets</b>	<b>Overhead Ratio</b>	<b>Efficiency Ratio</b>	<b>Assets per Employee (per million)</b>
Citizens First Bank	0.17	0.99	<b>44.05</b>	9.44
First Colony Bank of Florida	0.08	2.05	<b>59.34</b>	10.10
First Green Bank	0.29	2.44	<b>66.14</b>	5.68
Reunion Bank of Florida	0.19	2.40	<b>69.14</b>	6.48
CNLBank	0.48	2.00	<b>69.43</b>	7.80
Axiom Bank	1.25	1.60	<b>71.00</b>	4.46
First National Bank of Mount Dora	2.14	1.77	<b>71.04</b>	2.66
Florida Bank of Commerce	0.59	2.75	<b>72.79</b>	4.75
United Southern Bank	0.83	2.34	<b>76.97</b>	3.38
Seaside National Bank & Trust	0.44	2.22	<b>77.33</b>	7.21
Citizens Bank of Florida	0.27	2.88	<b>83.58</b>	4.48
<b>Commerce National Bank &amp; Trust</b>	<b>4.08</b>	<b>2.59</b>	<b>84.27</b>	<b>2.64</b>
Independent Bankers' Bank of Florida	2.28	3.23	<b>159.01</b>	5.30

<b>Select Peer Average</b>	1.01	2.25	77.24	5.72
----------------------------	------	------	-------	------

**PEER GROUP COMPARISONS REPORT**  
*Central Florida Group*

**STATEMENT OF CONDITION (% OF ASSETS)**  
 For the three months ended  
 March 31, 2015

Institution Name	Cash and Nonint- bearing Deposits	Interest-bearing Bal	Fed fund Sold & Repos
Independent Bankers' Bank of Florida	6.09	4.29	0.20
First Green Bank	4.34	0.10	-
Axiom Bank	2.92	9.44	-
United Southern Bank	2.41	13.55	-
Florida Bank of Commerce	2.07	10.40	-
Citizens Bank of Florida	1.95	7.89	-
Reunion Bank of Florida	1.82	6.87	-
<b>Commerce National Bank &amp; Trust</b>	<b>1.80</b>	<b>1.97</b>	<b>-</b>
Seaside National Bank & Trust	1.03	2.27	0.01
Citizens First Bank	0.98	15.20	3.66
First National Bank of Mount Dora	0.87	3.98	-
First Colony Bank of Florida	0.69	17.85	-
CNLBank	0.21	5.38	0.05

<b>Select Peer Average</b>	2.09	7.63	0.30
----------------------------	------	------	------

**PEER GROUP COMPARISONS REPORT**  
*Central Florida Group*

**STATEMENT OF CONDITION (% OF ASSETS)**  
 For the three months ended  
 March 31, 2015

Institution Name	Held to Maturity Securities	Available for Sale Securities	Net Loans & Leases
First Green Bank	-	7.34	<b>81.82</b>
Axiom Bank	-	3.59	<b>80.35</b>
<b>Commerce National Bank &amp; Trust</b>	-	<b>12.62</b>	<b>79.49</b>
Reunion Bank of Florida	-	10.33	<b>77.09</b>
Florida Bank of Commerce	0.73	7.38	<b>73.63</b>
Seaside National Bank & Trust	5.92	15.39	<b>72.95</b>
First Colony Bank of Florida	1.16	12.06	<b>67.57</b>
Citizens Bank of Florida	-	16.42	<b>66.02</b>
CNLBank	-	28.22	<b>60.00</b>
United Southern Bank	-	19.70	<b>59.01</b>
First National Bank of Mount Dora	-	34.48	<b>51.69</b>
Independent Bankers' Bank of Florida	-	31.47	<b>45.96</b>
Citizens First Bank	42.75	20.54	<b>14.75</b>

<b>Select Peer Average</b>	3.89	16.89	63.87
----------------------------	------	-------	-------

**PEER GROUP COMPARISONS REPORT**  
*Central Florida Group*

**STATEMENT OF CONDITION (% OF ASSETS)**  
For the three months ended  
March 31, 2015

Institution Name	Premises & Fixed Assets	Total Other Real Est Owned	Intangible Assets
First Colony Bank of Florida	0.35	-	-
First Green Bank	4.72	-	-
Reunion Bank of Florida	1.51	-	-
Axiom Bank	1.64	<b>0.02</b>	-
Seaside National Bank & Trust	0.30	<b>0.02</b>	0.03
Citizens First Bank	1.27	<b>0.11</b>	-
CNLBank	1.05	<b>0.17</b>	-
Florida Bank of Commerce	3.61	<b>0.18</b>	0.90
Citizens Bank of Florida	3.31	<b>0.51</b>	-
United Southern Bank	2.13	<b>0.79</b>	-
Independent Bankers' Bank of Florida	0.13	<b>1.25</b>	-
Commerce National Bank & Trust	0.13	<b>1.56</b>	-
First National Bank of Mount Dora	2.86	<b>1.88</b>	-

<b>Select Peer Average</b>	1.77	0.50	0.07
----------------------------	------	------	------

**PEER GROUP COMPARISONS REPORT**  
*Central Florida Group*

**STATEMENT OF CONDITION (% OF TOTAL FUNDING SOURCES)**  
 For the three months ended  
 March 31, 2015

Institution Name	Non Interest Bearing Deposits	Interest Bearing Deposits	Total Deposits
Florida Bank of Commerce	40.18	58.79	98.97
First National Bank of Mount Dora	35.95	64.05	100.00
CNLBank	35.74	54.94	90.68
First Green Bank	27.14	72.86	100.00
Citizens Bank of Florida	26.50	71.47	97.96
Reunion Bank of Florida	22.35	77.65	100.00
First Colony Bank of Florida	21.30	78.70	100.00
Citizens First Bank	19.42	70.29	89.71
Commerce National Bank & Trust	19.20	73.34	92.54
Seaside National Bank & Trust	18.48	77.45	95.93
Independent Bankers' Bank of Florida	16.42	51.88	68.31
Axiom Bank	13.01	74.79	87.80
United Southern Bank	12.07	87.93	100.00

<b>Select Peer Average</b>	23.67	70.32	93.99
----------------------------	-------	-------	-------

**PEER GROUP COMPARISONS REPORT**  
*Central Florida Group*

**STATEMENT OF CONDITION (% OF TOTAL FUNDING SOURCES)**  
 For the three months ended  
 March 31, 2015

Institution Name	Tot Fed Funds & Repos	Other Borrowed Money
Independent Bankers' Bank of Florida	0.21	31.69
Axiom Bank	-	12.20
Commerce National Bank & Trust	-	7.46
CNLBank	0.05	7.05
Seaside National Bank & Trust	0.01	4.04
Citizens Bank of Florida	-	-
Citizens First Bank	4.02	-
First Colony Bank of Florida	-	-
First Green Bank	-	-
First National Bank of Mount Dora	-	-
Florida Bank of Commerce	-	-
Reunion Bank of Florida	-	-
United Southern Bank	-	-

<b>Select Peer Average</b>	0.33	4.80
----------------------------	------	------



**PEER GROUP COMPARISONS REPORT**  
*Central Florida Group*

**YIELD, COSTS & SPREADS - ASSET YIELDS**  
For the three months ended  
March 31, 2015

Institution Name	Yield on Earning Assets	Cost of Funds	Net Interest Margin	Avg Earning Assets/ Avg Assets
Florida Bank of Commerce	4.62	0.26	<b>4.37</b>	91.69
First Green Bank	4.92	0.70	<b>4.24</b>	90.55
Commerce National Bank & Trust	4.44	0.54	<b>3.95</b>	97.25
Citizens Bank of Florida	4.01	0.31	<b>3.71</b>	93.30
Reunion Bank of Florida	4.30	0.66	<b>3.66</b>	95.31
First Colony Bank of Florida	3.78	0.27	<b>3.54</b>	99.31
United Southern Bank	3.70	0.19	<b>3.51</b>	93.59
First National Bank of Mount Dora	3.70	0.24	<b>3.48</b>	91.20
CNLBank	3.74	0.53	<b>3.24</b>	95.24
Axiom Bank	4.20	1.12	<b>3.19</b>	86.79
Seaside National Bank & Trust	3.50	0.46	<b>3.09</b>	96.75
Citizens First Bank	2.38	0.07	<b>2.32</b>	97.48
Independent Bankers' Bank of Florida	2.74	1.18	<b>1.41</b>	83.91

<b>Select Peer Average</b>	3.85	0.50	3.36	93.26
----------------------------	------	------	------	-------